

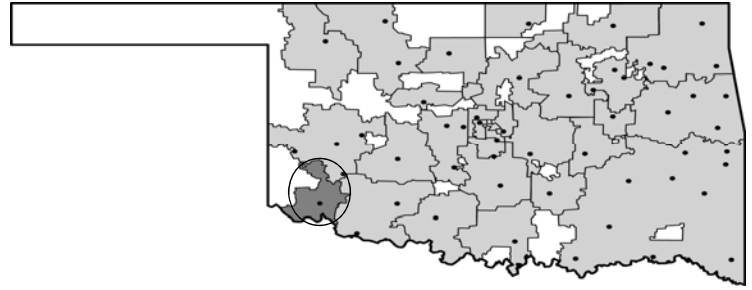
# SOUTHWEST TECHNOLOGY CENTER PROFILE

Oklahoma's CareerTech Districts: Southwest Technology Center

**711 West Tamarack Road  
Altus, Oklahoma 73521  
(580) 477-2250**

**Mr. Bill Weldon, Superintendent**

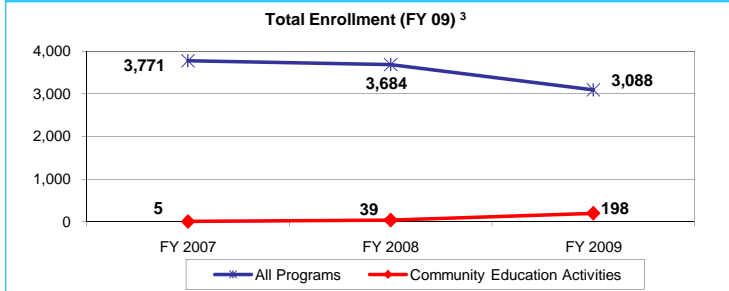
<http://www.swtech.edu/>



## DISTRICT OVERVIEW

Demographic Data <sup>3</sup> (FY 09)		
	Technology Center District Enrollment	Technology Centers Statewide Average
Caucasian	72.3%	74.0%
African American	8.8%	7.5%
Asian	1.6%	1.6%
Hispanic	14.8%	6.5%
American Indian	2.6%	10.4%
Highest Educational Level for Adults Age 25+		
College Degree	31.0%	24.1%
H.S. Diploma w/o College Degree	62.4%	70.2%
Less than 12th Grade Education	6.6%	5.7%
Economically Disadvantaged Full-Time Secondary Students	51.2%	29.3%

Cost Per Student <sup>2</sup> (FY 09)	Technology Center District	Statewide
Average Cost Per FTE Enrollment in Full-Time Programs	\$6,586	\$8,026
Average Cost Per Enrollment in Bus. & Industry Programs	\$118	\$133



**District Population & Partner Schools <sup>1 & 3</sup>**

District population is 31,050 based on 2000 census data. School districts served include Altus, Blair, Duke, Eldorado, Granite, Navajo and Olustee.

Financial Data <sup>2</sup> (FY 09)			
	Technology Center District	Technology Center %	Statewide %
<b>REVENUE</b>			
<b>General Fund Revenue</b>			
<b>Revenue</b>			
Local Funds	\$1,628,898	46.4%	65.1%
Local Ad Valorem	\$1,208,513	74.2%	83.2%
Adult Tuition	\$279,164	17.1%	10.4%
Local Other	\$141,220	8.7%	6.4%
State Funds	\$1,664,270	47.4%	30.3%
Federal Funds	\$217,435	6.2%	4.7%
<b>Total General Fund Revenue</b>	<b>\$3,510,604</b>	<b>100%</b>	<b>100.0%</b>
<b>Building Fund Revenue</b>			
Total Local Revenue	\$0	0.0%	
Local Taxes	\$0	0.0%	
Local Tuition/Fees	\$0	0.0%	
Local Other Sources	\$0	0.0%	
State	\$0	0.0%	
Federal	\$0	0.0%	
<b>Total Building Fund Revenue</b>	<b>\$0</b>	<b>100%</b>	
<b>TOTAL REVENUE: GENERAL FUND + BUILDING FUND =</b>		<b>\$3,510,604</b>	
<b>EXPENDITURES</b>			
Classroom Activity & Instructional Support	\$1,877,220	58.8%	62.4%
Guidance & Counseling	\$171,017	5.4%	5.4%
General Administration	\$192,731	6.0%	2.5%
General Support	\$381,973	12.0%	12.4%
Student Transportation	\$108,106	3.4%	2.8%
Operation of Plant	\$463,154	14.5%	14.0%
Other Services	\$459	0.0%	0.4%
<b>TOTAL EXPENDITURES</b>	<b>\$3,194,660</b>	<b>100.0%</b>	<b>100.0%</b>

Definitions of all terms can be found in the glossary at the beginning of this document.

Data provided by the following sources:

<sup>1</sup> Office of Accountability, State of Oklahoma

<sup>2</sup> Oklahoma Department of Career and Technology Education, Technology Center Services Division

<sup>3</sup> Oklahoma Department of Career and Technology Education, Information Management Division

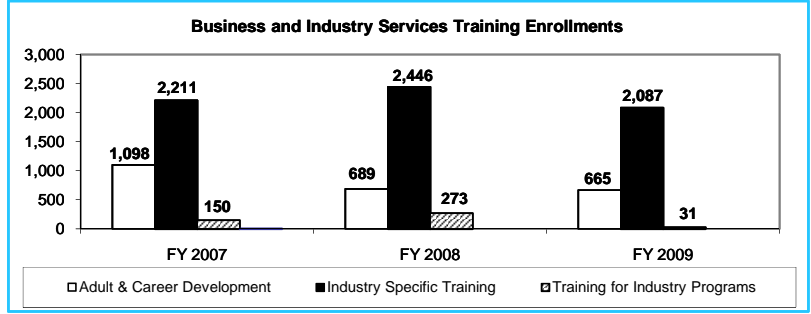
<sup>4</sup> Oklahoma Department of Education

<sup>5</sup> Technology Center

# SOUTHWEST TECHNOLOGY CENTER PROFILE

## BUSINESS AND INDUSTRY SERVICES TRAINING<sup>3</sup>

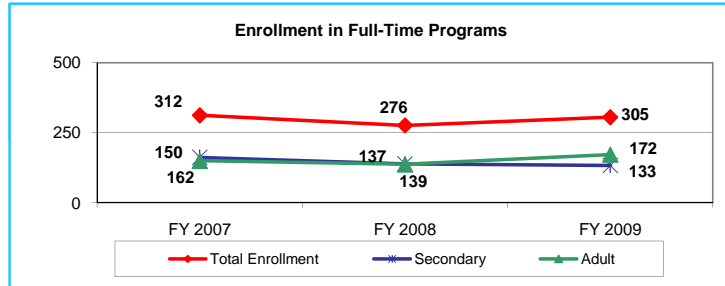
Business and Industry Services Course Statistics		
Program Type (FY 09)	Number of Classes	Hours of Training
Adult and Career Development	122	3,923
Industry Specific Training	160	1,035
Training for Industry Programs	5	245
<b>Total All Programs</b>	<b>287</b>	<b>5,203</b>
Total Adjunct Instructors:		94
Total Businesses & Industries Served:		136



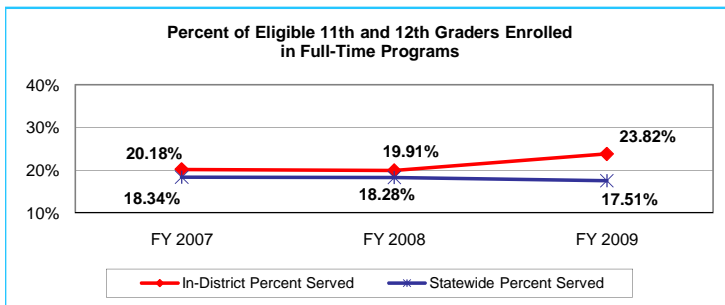
## FULL-TIME PROGRAMS (FY 09)<sup>3</sup>

Instructors (FY09) <sup>2</sup>	
Full-Time Program Instructors	15
National Board Certified Instructors	-
Average Annual Salary for Instructors (base salary):	
10 month contract:	41,014
11 month contract:	47,218
12 month contract:	49,111

Program Outcomes - Completion/Retention FY 09 <sup>3</sup>			
Technology Center			
Completion Status:	Secondary	Adult	All Students
Retained in Program/Completers	74%	85%	79%
Transfers	24%	3%	15%
Leavers	1%	12%	6%
Statewide			
Retained in Program/Completers	84%	86%	84%
Transfers	11%	4%	8%
Leavers	5%	10%	7%



Program Outcomes - Placement FY 09 <sup>3</sup>			
Technology Center			
Placement Status:	Secondary	Adult	All Students
<b>Total Positive Placement</b>	96%	91%	93%
Military	11%	4%	7%
Employed Related	32%	53%	42%
Employed Not Related	11%	18%	14%
Continuing Education	43%	16%	29%
Unemployed Seeking	1%	5%	3%
Not in Labor Force	3%	4%	3%
Statewide			
<b>Total Positive Placement</b>	95%	90%	93%
Military	4%	1%	3%
Employed Related	20%	60%	37%
Employed Not Related	6%	10%	8%
Continuing Education	65%	18%	46%
Unemployed Seeking	3%	6%	4%
Not in Labor Force	2%	4%	3%



## PROJECTS AND UNIQUE ATTRIBUTES<sup>5</sup>

Southwest Technology Center (SWTC) has two distinctive full-time programs: Aviation and Aerospace Technology and Simulator Maintenance Technology. Aviation Technology is a partnership with Altus Air Force Base whereby successful students may become civil service employees through a Student Education Employment Program. Students in Simulator Maintenance are trained to troubleshoot and do repairs on actual flight simulators. Graduate technicians are highly sought by many contractors nationwide. College credit is earned in eight programs at SWTC through a cooperative alliance with Western Oklahoma State College and Oklahoma State University at Okmulgee. In addition to customized training for business and industry, unique business services include assistance in bidding on government contracts at Altus Air Force Base, training programs for employees of municipalities, small business management and Hispanic outreach to assist with upgrading employment skills. SWTC exists to serve its partner school districts and business/industry communities. Six of the seven communities are considered small and rural. SWTC supports these communities by providing facility space, coordination and supervision for alternative education programs; professional development programs for teachers, staff, board members; support and facilitation for distance learning; and IT technology support. SWTC's presence in rural southwest Oklahoma represents a commitment to strengthen the economy while preserving and improving its exemplary quality of life.

Secondary students living in the technology center district who attend a public, private, parochial, charter, or home school are eligible to attend tuition free. Adults have low cost tuition fee. Grants and scholarships are available.

Definitions of all terms can be found in the glossary at the beginning of this document.

Data provided by the following sources:

<sup>1</sup> Office of Accountability, State of Oklahoma

<sup>2</sup> Oklahoma Department of Career and Technology Education, Technology Center Services Division

<sup>3</sup> Oklahoma Department of Career and Technology Education, Information Management Division

<sup>4</sup> Oklahoma Department of Education

<sup>5</sup> Technology Center