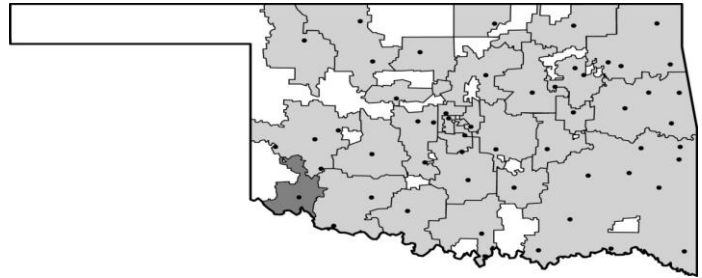


# SOUTHWEST TECHNOLOGY CENTER

Oklahoma's CareerTech Districts:



**711 West Tamarack Road  
Altus, Oklahoma 73521-1527  
(580) 477-2250**

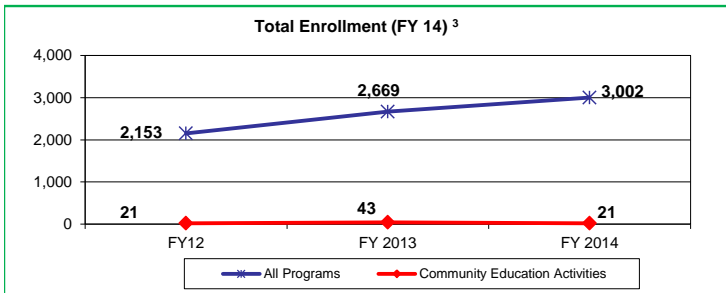
**Mr. Dale Latham, Superintendent**

[www.swtech.edu](http://www.swtech.edu)

## DISTRICT OVERVIEW

Demographic Data <sup>3</sup> (FY 14)		
	Technology Center District Enrollment	Technology Centers Statewide Average
Caucasian	71.3%	72.1%
African American	7.3%	6.5%
Asian	0.7%	1.2%
Hispanic	16.3%	7.9%
American Indian	2.4%	10.8%
Two or More Races	2.1%	1.6%
Highest Educational Level for Adults Age 25+		
College Degree	31.0%	25.2%
H.S. Diploma w/o College Degree	64.9%	69.7%
Less than 12th Grade Education	4.1%	5.1%
Economically Disadvantaged Full-Time Secondary Students	39.9%	34.8%

Cost Per Student <sup>2</sup> (FY 14)	Technology Center District	Statewide
Average Cost Per FTE Enrollment in Career Majors	\$7,731	\$9,453
Average Cost Per Enrollment in Bus. & Industry Programs	\$129	\$131



**District Population & Partner Schools <sup>1 & 3</sup>**

District population is 29,154 based on 2010 census data. School districts served include Altus, Blair, Duke, Eldorado, Granite, Navajo and Olustee.

Financial Data <sup>2</sup> (FY 14)			
	Technology Center District	Technology Center %	Statewide %
<b>REVENUE</b>			
<b>General Fund Revenue</b>			
<b>Revenue</b>			
Local Funds	\$1,847,384	41.3%	71.3%
Local Ad Valorem	\$1,450,664	78.5%	83.9%
Adult Tuition	\$219,024	11.9%	9.3%
Local Other	\$177,696	9.6%	6.8%
State Funds	\$2,239,703	50.1%	23.7%
Federal Funds	\$380,905	8.5%	5.1%
<b>Total General Fund Revenue</b>	<b>\$4,467,992</b>	<b>100.0%</b>	<b>100.0%</b>
<b>Building Fund Revenue</b>			
Total Local Revenue	\$0	0.0%	
Local Taxes	\$0	0.0%	
Local Other Sources	\$0	0.0%	
State	\$0	0.0%	
Federal	\$0	0.0%	
<b>Total Building Fund Revenue</b>	<b>\$0</b>	<b>100.0%</b>	
<b>TOTAL REVENUE:</b>		<b>\$4,467,992</b>	
<b>General and Building Fund Expenditures</b>			
Classroom Activity & Instructional Support	\$2,160,653	56.0%	61.4%
Guidance & Counseling	\$208,007	5.4%	4.6%
General Administration	\$186,740	4.8%	2.4%
General Support	\$565,642	14.7%	13.1%
Student Transportation	\$114,956	3.0%	3.0%
Operation of Plant	\$623,017	16.1%	15.3%
Other Services	\$450	0.0%	0.2%
<b>Subtotal:</b>	<b>\$3,859,465</b>	<b>100.0%</b>	<b>100.0%</b>
<b>Additional Expenditures</b>			
Capital Outlay	\$320,864		
Student Financial Aid	\$152,471		
Other Expenditures	\$92,855		
<b>Subtotal:</b>	<b>\$566,190</b>		
<b>TOTAL EXPENDITURES:</b>		<b>\$4,425,655</b>	

Definitions of all terms can be found in the glossary at the beginning of this document.

Data provided by the following sources:

<sup>1</sup> Office of Accountability, State of Oklahoma

<sup>2</sup> Oklahoma Department of Career and Technology Education, Technology Center Services Division

<sup>3</sup> Oklahoma Department of Career and Technology Education, Information Management Division

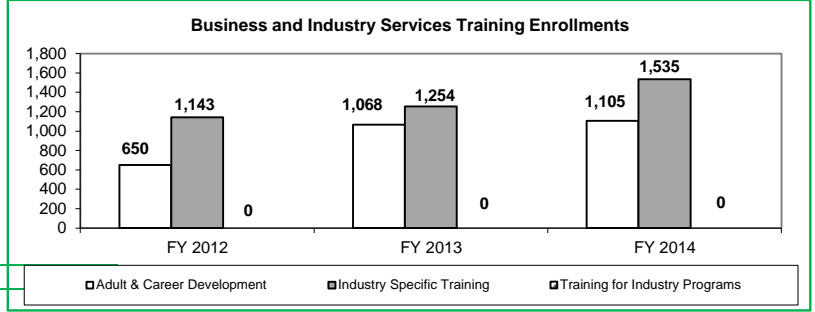
<sup>4</sup> Oklahoma Department of Education

<sup>5</sup> Technology Center

# SOUTHWEST TECHNOLOGY CENTER

## BUSINESS AND INDUSTRY SERVICES TRAINING<sup>3</sup>

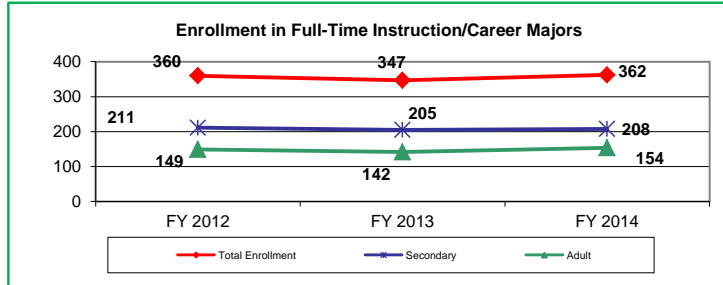
Business and Industry Services Course Statistics		
Program Type (FY 14)	Number of Classes	Hours of Training
Adult and Career Development	140	3,613
Industry Specific Training	106	437
Training for Industry Programs	0	0
<b>Total All Programs</b>	<b>246</b>	<b>4,050</b>
Total Adjunct Instructors:	62	
Total Businesses & Industries Served:	48	



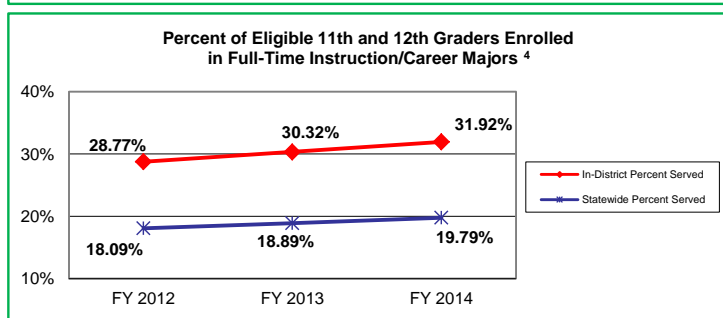
## FULL-TIME INSTRUCTION AND CAREER MAJORS (FY 14)<sup>3</sup>

Instructors (FY 14) <sup>2</sup>	
Career Major Instructors	15
National Board Certified Instructors	0
Average Annual Salary for Instructors (base salary):	
10 month contract:	\$45,716
11 month contract:	\$44,426
12 month contract:	\$53,823

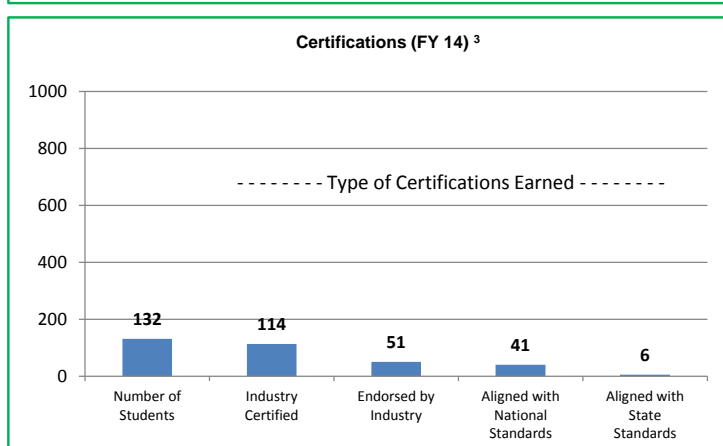
Career Major Outcomes - Completion/Retention FY 14 <sup>3</sup>			
Technology Center			
Completion Status:	Secondary	Adult	All Students
Retained/Completers	71%	80%	75%
Transfers	23%	2%	14%
Leavers	6%	18%	11%



Statewide			
	Secondary	Adult	All Students
Retained/Completers	83%	87%	85%
Transfers	12%	2%	8%
Leavers	5%	10%	7%



Career Major Outcomes - Placement FY 14 <sup>3</sup>			
Technology Center			
Placement Status:	Secondary	Adult	All Students
<b>Total Positive Placement</b>	96%	85%	91%
Military	7%	0%	4%
Employed Related	24%	57%	38%
Employed Not Related	6%	8%	7%
Continuing Education	57%	20%	42%
Unemployed Seeking	0%	9%	4%
Not in Labor Force	4%	6%	5%



Statewide			
Placement Status:	Secondary	Adult	All Students
<b>Total Positive Placement</b>	95%	89%	92%
Military	3%	1%	2%
Employed Related	26%	67%	44%
Employed Not Related	6%	8%	7%
Continuing Education	60%	13%	40%
Unemployed Seeking	3%	7%	4%
Not in Labor Force	2%	4%	3%

## PROJECTS AND UNIQUE ATTRIBUTES<sup>5</sup>

Southwest Technology Center (SWTC) has two distinctive full-time programs: Aviation and Aerospace Technology and Biomedical Sciences. Aviation Technology is a partnership with Altus Air Force Base whereby successful students may become civil service employees through a Student Education Employment Program. Students in Biomedical Sciences earn college credit while working the Project Lead the Way curriculum.

In addition to customized training for business and industry, unique business services include assistance in bidding on government contracts at Altus Air Force Base, training programs for employees of municipalities, and small business management to assist with upgrading employment skills.

Definitions of all terms can be found in the glossary at the beginning of this document.

Data provided by the following sources:

<sup>1</sup> Office of Accountability, State of Oklahoma

<sup>2</sup> Oklahoma Department of Career and Technology Education, Technology Center Services Division

<sup>3</sup> Oklahoma Department of Career and Technology Education, Information Management Division

<sup>4</sup> Oklahoma Department of Education

<sup>5</sup> Technology Center